

MD 360/24 BASIC IP54

Item number

EB10431333

GTIN

4015120431333

Ø 24 m	360°	ON/OFF	IP54	1 CH 
--------	------	--------	------	------------------------------------------------------------------------------------------



Technical data

GENERAL	
Device category	Ceiling-mounted motion detector
Product information	Please note the Explanation of circuit breaker in the download area of the product! Mounting position: Keep a safe distance of 5 m from radio antennas (e.g. WiFi access points).
User interface	Adjusting controller
Remote controllable	-
Conformity	CE, EAC, RoHS, WEEE
Product-specific information	Lens mask and spacer not included in delivery
Warranty	5 years
ATTACHMENT	
Installation type	Surface mounted (plaster)
Installation position	Ceiling
Type of connection	Screwed terminal
Connectable wire cross section	0,75 - 2,5 mm ²
HOUSING	
Dimensions	Height/Depth 71 mm, Ø102 mm
Weight	145 g
Material	UV-stabilised polycarbonate
Protection type	IP54
Permissible ambient temperature	0 °C...+50 °C
Relative humidity	5 - 93 %, non-condensing
Colour	white, similar to RAL 9010
ELECTRICAL VERSION	
Control system	ON/OFF
Protection class	II

Product description

- Ceiling-mounted presence detector with 360° field of detection
- Range of up to 8 m in diameter at a recommended installation height of 3 m
- Protection type: IP54
- 10 A high-performance relay
- Zero-cross switching: Extension of the service life of the relay and bulbs with electronic ballasts (e.g. fluorescent lamps, LED) thanks to more gentle switching in zero-cross switching.
- Factory settings for immediate operational readiness
- Automatic light control depending on presence and daylight
- Additional switch input
- Sensing range upgrade through parallel connection

Offers special product features such as:

- Zero-cross switching

Nominal voltage	230 V AC / 50 - 60 Hz
In-rush current	78 A / 5 ms
Power consumption	0,2 W

SENSORS

Detection angle	360°
Detection range diagonally	Ø 24 m
Detection range head-on	Ø 8 m
Field of detection	up to 453 m ²
Range adjustment	mechanically using a lens mask that can be cut to size (available as an accessory)
Recommended installation height	3 m
Max. mounting height	5 m
Light measurement	mixed light
Level of brightness	5 - 1000 lx

CHANNELS (LIGHTING / HVAC)

Number of light channels	1
Push button input lighting	1
Push button input HVAC	-
Number of parallel switchable detectors	8
Slave input	-
Mode	Fully automatic
Switching delay from "light to dark"	30 s
Constant light control	-
Channel	C1 Lighting
Function	Switching
Switching capacity	230 V/50 Hz 2300 W/10 A (cos phi = 1) 1150 VA/5 A (cos phi = 0,5)

MD 360/24 BASIC IP54

Item number	GTIN
EB10431333	4015120431333

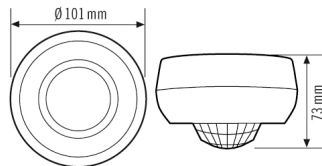
	600 W LED
Switch contact	make contact / non-floating
Push button input	✓

Impulse mode	✓
Switch-off delay time	15 s...30 min (adjustable in steps)

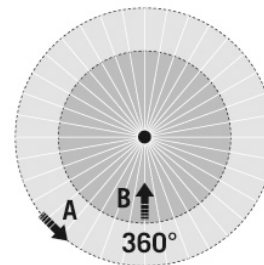
Accessories

Product designation	Item number	Product description	GTIN
Cover			
BASIC IP54 24 LENS MASK	EB10423505	Lens mask 24 m IP54	4015120423505
Electrical accessories			
FILTER 230 V	EP10426988	Filter for suppression of inductive loads, such as relays, contactors, fluorescent lamps and transformers	4015120426988
Protection			
BASKET GUARD ROUND LARGE	EM10425608	Basket guard for presence and motion detectors and smoke detectors, Ø 180 mm, height 90 mm	4015120425608

Dimension drawing



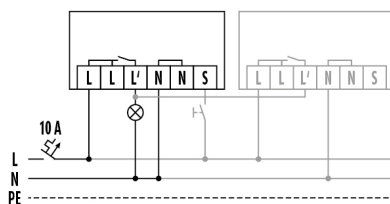
Field of detections



Detection range

Diagonally (A)	Ø 24 m
Frontal (B)	Ø 8 m

Circuit diagram



Standard with optional control via a closing button and parallel wiring of max. 8 devices.

MD 360/24 BASIC IP54

Item number	GTIN
EB10431333	4015120431333

Detailed product description

- Ceiling-mounted presence detector with 360° field of detection
- Range of up to 8 m in diameter at a recommended installation height of 3 m
- Protection type: IP54
- 10 A high-performance relay
- Zero-cross switching: Extension of the service life of the relay and bulbs with electronic ballasts (e.g. fluorescent lamps, LED) thanks to more gentle switching in zero-cross switching.
- Factory settings for immediate operational readiness
- Automatic light control depending on presence and daylight
- Additional switch input
- Sensing range upgrade through parallel connection